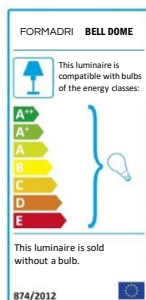
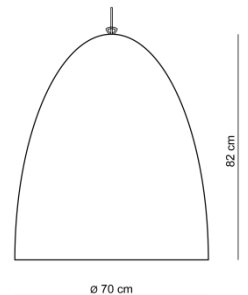
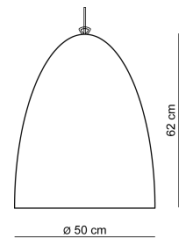


BELL DOME RIB

TYPE	Pendant lamp
DESCRIPTION	Bell-shaped lamp in 2 sizes often used in entries or high above ground. The Rib version has a corrugated finish on the outside which gives it an elegant look. The white version is partly transparent giving it a unique look when turned on.
MODELS	Bell Dome 50 Rib Bell Dome 70 Rib
YEAR, DESIGNER	2005, Jannes Hak
USAGE	Indoor
MATERIAL	Polyethylene, PVC, porcelain, stainless steel, aluminum
PRODUCTION	Made in Holland. Polyethylene material is shaped through a rotational molding process to create a unique hollow, elegant and robust structure.
CANOPY INCLUDED	Yes
BULB INCLUDED	No
DIMMABLE	Yes
CLEANING INSTRUCTIONS	Clean with a soft dry cloth. Clean off any marks with a clean moist cloth. Do not use polishing agents, water or abrasive materials when cleaning. Always switch off the electricity supply before cleaning.
WEIGHT	8, 13.5 kg
CORD LENGTH	2.5 m
LAMP DETAILS	Voltage : 220-240 V Frequency : 50-60 Hz IP rating : IP20 Classification : Class II Socket : E27 (1x) Max 60 W (CFL or LED)



IP20

